

An Advanced Introduction to GnuPG

Neal H. Walfield
neal@gnupg.org

RMLL, 6 July 2015

Outline

OpenPGP

GnuPG's Architecture

Good Practices

Neat Tricks

OpenPGP

- ▶ Data integrity service for messages and files
- ▶ Defined in RFC 4880
 - ▶ Published in 2007
- ▶ Focus
 - ▶ Message format
 - ▶ Message reading, writing and verification algorithms
 - ▶ Crypto algorithms to use and their parameters

Trade-offs

- ▶ Good for data at rest
 - ▶ Need to be able to decrypt data in decades
 - ▶ OpenPGP is more like tar than http/smtp/xmpp
 - ▶ Consequence: Hard to phase out old algorithms
- ▶ No interaction between encryptor and decryptor
 - ▶ Can't negotiate parameters dynamically
 - ▶ No perfect forward secrecy

Trade-offs

- ▶ Good for data at rest
 - ▶ Need to be able to decrypt data in decades
 - ▶ OpenPGP is more like tar than http/smtp/xmpp
 - ▶ Consequence: Hard to phase out old algorithms
- ▶ No interaction between encryptor and decryptor
 - ▶ Can't negotiate parameters dynamically
 - ▶ No perfect forward secrecy

RFC 4880bis

- ▶ IETF working group developing a new revision
- ▶ Major Goals*
 - ▶ Deprecate weak algorithms (MD5, SHA1, RIPEMD160, 3DES, IDEA)
 - ▶ Introduce new ECC curves (25519, curve448)
 - ▶ New key derivation function
- ▶ Planned release: July 2016

* <http://wiki.gnupg.org/rfc4880bis>

Message Format

- ▶ Packet-based
- ▶ Designed for unbuffered (single pass) processing
- ▶ 17 packet types
 - ▶ Symmetrically encrypted data
 - ▶ Public-key encrypted session key
 - ▶ Signature packet
 - ▶ Public-Key Packet
 - ▶ Public-Subkey Packet
 - ▶ Secret-Key Packet
 - ▶ User ID Packet
 - ▶ etc.

OpenPGP Algorithms

- ▶ Encryption / Decryption
- ▶ Signatures
- ▶ Key derivation function (s2k, string to key)
- ▶ Encodings (ASCII armor)

Encryption Algorithm

$\text{Enc}_{r_1}(s)$	$\text{Enc}_{r_2}(s)$	$\text{Enc}_s(\text{data})$
-----------------------	-----------------------	-----------------------------

- ▶ **Generate** a random session key (s)
- ▶ For each recipient, **output** $\text{Enc}_{r_i}(\text{session key})$
- ▶ **Output** $\text{Enc}_s(\text{data})$

- ▶ Why a session key?
 - ▶ Symmetric crypto is fast
 - ▶ For N recipients, we encrypt plaintext once and session key N times

Encryption Algorithm

$\text{Enc}_{r_1}(s)$	$\text{Enc}_{r_2}(s)$	$\text{Enc}_s(\text{data})$
-----------------------	-----------------------	-----------------------------

- ▶ **Generate** a random session key (s)
- ▶ For each recipient, **output** $\text{Enc}_{r_i}(\text{session key})$
- ▶ **Output** $\text{Enc}_s(\text{data})$

- ▶ Why a session key?
 - ▶ Symmetric crypto is fast
 - ▶ For N recipients, we encrypt plaintext once and session key N times

An Encrypted Message

```
$ echo -n foo | gpg2 -e -r 630052D9 -r 8E678210 | gpg2 --list-packets
# off=0 ctb=85 tag=1 hlen=3 plen=268
:pubkey enc packet: version 3, algo 1, keyid C2B819056C652598
data: [2047 bits]
# off=271 ctb=85 tag=1 hlen=3 plen=268
:pubkey enc packet: version 3, algo 1, keyid AE19DAC58E678210
data: [2047 bits]
# off=542 ctb=d2 tag=18 hlen=2 plen=56 new-ctb
:encrypted data packet:
length: 56
mdc_method: 2
# off=563 ctb=a3 tag=8 hlen=1 plen=0 indeterminate
:compressed packet: algo=1
# off=565 ctb=cb tag=11 hlen=2 plen=9 new-ctb
:literal data packet:
mode b (62), created 1435751184, name="",
raw data: 3 bytes
```

- ▶ Two recipients
 - ▶ Self and someone else
 - ▶ (Can always encrypt to some key using `encrypt -to` in `gpg.conf`)

An Encrypted Message

```
$ echo -n foo | gpg2 -e -r 630052D9 -r 8E678210 | gpg2 --list-packets
# off=0 ctb=85 tag=1 hlen=3 plen=268
:pubkey enc packet: version 3, algo 1, keyid C2B819056C652598
data: [2047 bits]
# off=271 ctb=85 tag=1 hlen=3 plen=268
:pubkey enc packet: version 3, algo 1, keyid AE19DAC58E678210
data: [2047 bits]
# off=542 ctb=d2 tag=18 hlen=2 plen=56 new-ctb
:encrypted data packet:
length: 56
mdc_method: 2
# off=563 ctb=a3 tag=8 hlen=1 plen=0 indeterminate
:compressed packet: algo=1
# off=565 ctb=cb tag=11 hlen=2 plen=9 new-ctb
:literal data packet:
mode b (62), created 1435751184, name="",
raw data: 3 bytes
```

- ▶ 5 packets

An Encrypted Message

```
$ echo -n foo | gpg2 -e -r 630052D9 -r 8E678210 | gpg2 --list-packets
# off=0 ctb=85 tag=1 hlen=3 plen=268
:pubkey enc packet: version 3, algo 1, keyid C2B819056C652598
data: [2047 bits]
# off=271 ctb=85 tag=1 hlen=3 plen=268
:pubkey enc packet: version 3, algo 1, keyid AE19DAC58E678210
data: [2047 bits]
# off=542 ctb=d2 tag=18 hlen=2 plen=56 new-ctb
:encrypted data packet:
length: 56
mdc_method: 2
# off=563 ctb=a3 tag=8 hlen=1 plen=0 indeterminate
:compressed packet: algo=1
# off=565 ctb=cb tag=11 hlen=2 plen=9 new-ctb
:literal data packet:
mode b (62), created 1435751184, name="",
raw data: 3 bytes
```

- ▶ off: offset within stream
- ▶ Header
 - ▶ ctb: packet header (“cipher type byte”)
 - ▶ tag: packet type
 - ▶ hlen, plen: header and payload length (in bytes)

An Encrypted Message

```
$ echo -n foo | gpg2 -e -r 630052D9 -r 8E678210 | gpg2 --list-packets
# off=0 ctb=85 tag=1 hlen=3 plen=268
:pubkey enc packet: version 3, algo 1, keyid C2B819056C652598
data: [2047 bits]
# off=271 ctb=85 tag=1 hlen=3 plen=268
:pubkey enc packet: version 3, algo 1, keyid AE19DAC58E678210
data: [2047 bits]
# off=542 ctb=d2 tag=18 hlen=2 plen=56 new-ctb
:encrypted data packet:
length: 56
mdc_method: 2
# off=563 ctb=a3 tag=8 hlen=1 plen=0 indeterminate
:compressed packet: algo=1
# off=565 ctb=cb tag=11 hlen=2 plen=9 new-ctb
:literal data packet:
mode b (62), created 1435751184, name="",
raw data: 3 bytes
```

- ▶ pubkey enc packet
 - ▶ Encrypted session key
 - ▶ One for each recipient
 - ▶ Encrypted using the recipient's public key

An Encrypted Message

```
$ echo -n foo | gpg2 -e -r 630052D9 -r 8E678210 | gpg2 --list-packets
# off=0 ctb=85 tag=1 hlen=3 plen=268
:pubkey enc packet: version 3, algo 1, keyid C2B819056C652598
data: [2047 bits]
# off=271 ctb=85 tag=1 hlen=3 plen=268
:pubkey enc packet: version 3, algo 1, keyid AE19DAC58E678210
data: [2047 bits]
# off=542 ctb=d2 tag=18 hlen=2 plen=56 new-ctb
:encrypted data packet:
length: 56
mdc_method: 2
# off=563 ctb=a3 tag=8 hlen=1 plen=0 indeterminate
:compressed packet: algo=1
# off=565 ctb=cb tag=11 hlen=2 plen=9 new-ctb
:literal data packet:
mode b (62), created 1435751184, name="",
raw data: 3 bytes
```

- ▶ encrypted data packet
 - ▶ Contains the data (encapsulated)
 - ▶ Encrypted using the session key
- ▶ compressed packet
 - ▶ Nested within the encrypted data packet
- ▶ literal data
 - ▶ Nested within the compressed packet data packet

An Encrypted Message

```
$ echo -n foo | gpg2 -e -r 630052D9 -r 8E678210 | gpg2 --list-packets
# off=0 ctb=85 tag=1 hlen=3 plen=268
:pubkey enc packet: version 3, algo 1, keyid C2B819056C652598
data: [2047 bits]
# off=271 ctb=85 tag=1 hlen=3 plen=268
:pubkey enc packet: version 3, algo 1, keyid AE19DAC58E678210
data: [2047 bits]
# off=542 ctb=d2 tag=18 hlen=2 plen=56 new-ctb
:encrypted data packet:
length: 56
mdc_method: 2
# off=563 ctb=a3 tag=8 hlen=1 plen=0 indeterminate
:compressed packet: algo=1
# off=565 ctb=cb tag=11 hlen=2 plen=9 new-ctb
:literal data packet:
mode b (62), created 1435751184, name="",
raw data: 3 bytes
```

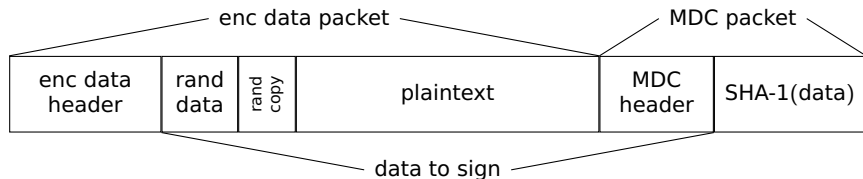
- ▶ Note the order of the packets
 - ▶ Encrypted Session key precedes encrypted data
 - ▶ No buffering needed to encrypt or decrypt data

An Encrypted Message

```
$ echo -n foo | gpg2 -e -r 630052D9 -r 8E678210 | gpg2 --list-packets
# off=0 ctb=85 tag=1 hlen=3 plen=268
:pubkey enc packet: version 3, algo 1, keyid C2B819056C652598
data: [2047 bits]
# off=271 ctb=85 tag=1 hlen=3 plen=268
:pubkey enc packet: version 3, algo 1, keyid AE19DAC58E678210
data: [2047 bits]
# off=542 ctb=d2 tag=18 hlen=2 plen=56 new-ctb
:encrypted data packet:
length: 56
mdc_method: 2
# off=563 ctb=a3 tag=8 hlen=1 plen=0 indeterminate
:compressed packet: algo=1
# off=565 ctb=cb tag=11 hlen=2 plen=9 new-ctb
:literal data packet:
mode b (62), created 1435751184, name="",
raw data: 3 bytes
```

- ▶ Modification Detection System (MDS)
 - ▶ Integrity check
 - ▶ Normally done using signatures
 - ▶ But, signatures reveal the sender's identity
 - ▶ **MDS preserves integrity and anonymity**
- ▶ Modification Detection Code (MDC) packet
 - ▶ Immediately follows encrypted data packet
 - ▶ Not shown by gpg for technical reasons

Modification Detection System



- ▶ **SHA-1 of:**
 - ▶ **Block of random data**
 - ▶ AES block size is 128 bits (16 bytes)
 - ▶ = 16 bytes of random data
 - ▶ **Last two bytes of random data are repeated**
 - ▶ Quick check for invalid key
 - ▶ No need to process TBs of data to check key
 - ▶ **The plaintext**
 - ▶ **Header of MDC Packet**
 - ▶ Included in hashed data
 - ▶ Detects data removal / extension attacks

Signing Algorithm

- ▶ **Output** hash parameters
- ▶ Simultaneously **Hash** and **Output** message
- ▶ **Sign** hash using sender's private key
- ▶ **Output** signature

A Signed Message

```
$ echo -n foo | gpg2 -s | gpg2 --list-packets
# off=0 ctb=a3 tag=8 hlen=1 plen=0 indeterminate
:compressed packet: algo=1
# off=2 ctb=90 tag=4 hlen=2 plen=13
:onepass_sig packet: keyid E149B3889E4DA08C
version 3, sigclass 0x00, digest 8, pubkey 1, last=1
# off=17 ctb=cb tag=11 hlen=2 plen=9 new-ctb
:literal data packet:
mode b (62), created 1435588610, name="",
raw data: 3 bytes
# off=28 ctb=89 tag=2 hlen=3 plen=284
:signature packet: algo 1, keyid E149B3889E4DA08C
version 4, created 1435588610, md5len 0, sigclass 0x00
digest algo 8, begin of digest 27 28
hashed subpkt 2 len 4 (sig created 2015-06-29)
subpkt 16 len 8 (issuer key ID E149B3889E4DA08C)
data: [2047 bits]
```

- ▶ 4 packets

A Signed Message

```
$ echo -n foo | gpg2 -s | gpg2 --list-packets
# off=0 ctb=a3 tag=8 hlen=1 plen=0 indeterminate
:compressed packet: algo=1
# off=2 ctb=90 tag=4 hlen=2 plen=13
:onepass_sig packet: keyid E149B3889E4DA08C
version 3, sigclass 0x00, digest 8, pubkey 1, last=1
# off=17 ctb=cb tag=11 hlen=2 plen=9 new-ctb
:literal data packet:
mode b (62), created 1435588610, name="",
raw data: 3 bytes
# off=28 ctb=89 tag=2 hlen=3 plen=284
:signature packet: algo 1, keyid E149B3889E4DA08C
version 4, created 1435588610, md5len 0, sigclass 0x00
digest algo 8, begin of digest 27 28
hashed subpkt 2 len 4 (sig created 2015-06-29)
subpkt 16 len 8 (issuer key ID E149B3889E4DA08C)
data: [2047 bits]
```

- ▶ Compressed packet contains other packets
 - ▶ (Logical structure not shown)

A Signed Message

```
$ echo -n foo | gpg2 -s | gpg2 --list-packets
# off=0 ctb=a3 tag=8 hlen=1 plen=0 indeterminate
:compressed packet: algo=1
# off=2 ctb=90 tag=4 hlen=2 plen=13
:onepass_sig packet: keyid E149B3889E4DA08C
version 3, sigclass 0x00, digest 8, pubkey 1, last=1
# off=17 ctb=cb tag=11 hlen=2 plen=9 new-ctb
:literal data packet:
mode b (62), created 1435588610, name="",
raw data: 3 bytes
# off=28 ctb=89 tag=2 hlen=3 plen=284
:signature packet: algo 1, keyid E149B3889E4DA08C
version 4, created 1435588610, md5len 0, sigclass 0x00
digest algo 8, begin of digest 27 28
hashed subpkt 2 len 4 (sig created 2015-06-29)
subpkt 16 len 8 (issuer key ID E149B3889E4DA08C)
data: [2047 bits]
```

- ▶ Signature parameters
 - ▶ sigclass: type of data (text, binary, User ID, etc.)
 - ▶ digest: Hash algorithm
 - ▶ pubkey: public-key algorithm
 - ▶ keyid: public key id
 - ▶ last: last onepass_sig packet before the data?
- ▶ Parameters precede the data; no buffering required

A Signed Message

```
$ echo -n foo | gpg2 -s | gpg2 --list-packets
# off=0 ctb=a3 tag=8 hlen=1 plen=0 indeterminate
:compressed packet: algo=1
# off=2 ctb=90 tag=4 hlen=2 plen=13
:onepass_sig packet: keyid E149B3889E4DA08C
version 3, sigclass 0x00, digest 8, pubkey 1, last=1
# off=17 ctb=cb tag=11 hlen=2 plen=9 new-ctb
:literal data packet:
mode b (62), created 1435588610, name="",
raw data: 3 bytes
# off=28 ctb=89 tag=2 hlen=3 plen=284
:signature packet: algo 1, keyid E149B3889E4DA08C
version 4, created 1435588610, md5len 0, sigclass 0x00
digest algo 8, begin of digest 27 28
hashed subpkt 2 len 4 (sig created 2015-06-29)
subpkt 16 len 8 (issuer key ID E149B3889E4DA08C)
data: [2047 bits]
```

- ▶ Actual data to sign
- ▶ Parameters
 - ▶ mode: binary, text or UTF-8
 - ▶ created: file's last modification date
 - ▶ name: filename

A Signed Message

```
$ echo -n foo | gpg2 -s | gpg2 --list-packets
# off=0 ctb=a3 tag=8 hlen=1 plen=0 indeterminate
:compressed packet: algo=1
# off=2 ctb=90 tag=4 hlen=2 plen=13
:onepass_sig packet: keyid E149B3889E4DA08C
version 3, sigclass 0x00, digest 8, pubkey 1, last=1
# off=17 ctb=cb tag=11 hlen=2 plen=9 new-ctb
:literal data packet:
mode b (62), created 1435588610, name="",
raw data: 3 bytes
# off=28 ctb=89 tag=2 hlen=3 plen=284
:signature packet: algo 1, keyid E149B3889E4DA08C
version 4, created 1435588610, md5len 0, sigclass 0x00
digest algo 8, begin of digest 27 28
hashed subpkt 2 len 4 (sig created 2015-06-29)
subpkt 16 len 8 (issuer key ID E149B3889E4DA08C)
data: [2047 bits]
```

- ▶ The actual signature
 - ▶ Repetition of parameters from onepass_sig packet
 - ▶ The hash
 - ▶ Additional subpackets (included in the hash)
 - ▶ Creation time
 - ▶ Full public key

Public Keys

```
$ gpg2 --export testing | gpg2 --list-packets
# off=0 ctb=99 tag=6 hlen=3 plen=269
:public key packet:
  version 4, algo 1, created 1431979963, expires 0
  keyid: E149B3889E4DA08C
# off=272 ctb=b4 tag=13 hlen=2 plen=7
:user ID packet: "Testing"
# off=281 ctb=89 tag=2 hlen=3 plen=319
:signature packet: algo 1, keyid E149B3889E4DA08C
  version 4, created 1431979963, md5len 0, sigclass 0x13
  digest algo 8, begin of digest 7b 58
  hashed subpkt 2 len 4 (sig created 2015-05-18)
  hashed subpkt 27 len 1 (key flags: 03)
  hashed subpkt 9 len 4 (key expires after 100d0h0m)
  hashed subpkt 11 len 6 (pref-sym-algos: 9 8 7 3 2 1)...
# off=603 ctb=b9 tag=14 hlen=3 plen=269
:public sub key packet:
  version 4, algo 1, created 1431979963, expires 0
  keyid: AE19DAC58E678210
# off=875 ctb=89 tag=2 hlen=3 plen=293
:signature packet: algo 1, keyid E149B3889E4DA08C
...
```

- ▶ Packet format also used for serializing keys
- ▶ Includes preferences and supported features
 - ▶ Upload your keys regularly!

Public Keys

```
$ gpg2 --export testing | gpg2 --list-packets
# off=0 ctb=99 tag=6 hlen=3 plen=269
:public key packet:
  version 4, algo 1, created 1431979963, expires 0
  keyid: E149B3889E4DA08C
# off=272 ctb=b4 tag=13 hlen=2 plen=7
:user ID packet: "Testing"
# off=281 ctb=89 tag=2 hlen=3 plen=319
:signature packet: algo 1, keyid E149B3889E4DA08C
  version 4, created 1431979963, md5len 0, sigclass 0x13
  digest algo 8, begin of digest 7b 58
  hashed subpkt 2 len 4 (sig created 2015-05-18)
  hashed subpkt 27 len 1 (key flags: 03)
  hashed subpkt 9 len 4 (key expires after 100d0h0m)
  hashed subpkt 11 len 6 (pref-sym-algos: 9 8 7 3 2 1)...
# off=603 ctb=b9 tag=14 hlen=3 plen=269
:public sub key packet:
  version 4, algo 1, created 1431979963, expires 0
  keyid: AE19DAC58E678210
# off=875 ctb=89 tag=2 hlen=3 plen=293
:signature packet: algo 1, keyid E149B3889E4DA08C
...
```

▶ Public key / subkey

Public Keys

```
$ gpg2 --export testing | gpg2 --list-packets
# off=0 ctb=99 tag=6 hlen=3 plen=269
:public key packet:
  version 4, algo 1, created 1431979963, expires 0
  keyid: E149B3889E4DA08C
# off=272 ctb=b4 tag=13 hlen=2 plen=7
:user ID packet: "Testing"
# off=281 ctb=89 tag=2 hlen=3 plen=319
:signature packet: algo 1, keyid E149B3889E4DA08C
  version 4, created 1431979963, md5len 0, sigclass 0x13
  digest algo 8, begin of digest 7b 58
  hashed subpkt 2 len 4 (sig created 2015-05-18)
  hashed subpkt 27 len 1 (key flags: 03)
  hashed subpkt 9 len 4 (key expires after 100d0h0m)
  hashed subpkt 11 len 6 (pref-sym-algos: 9 8 7 3 2 1)...
# off=603 ctb=b9 tag=14 hlen=3 plen=269
:public sub key packet:
  version 4, algo 1, created 1431979963, expires 0
  keyid: AE19DAC58E678210
# off=875 ctb=89 tag=2 hlen=3 plen=293
:signature packet: algo 1, keyid E149B3889E4DA08C
...
```

▶ Self-signature

- ▶ Always uses primary key
- ▶ Links subkey to primary

Public Keys

```
$ gpg2 --export testing | gpg2 --list-packets
# off=0 ctb=99 tag=6 hlen=3 plen=269
:public key packet:
  version 4, algo 1, created 1431979963, expires 0
  keyid: E149B3889E4DA08C
# off=272 ctb=b4 tag=13 hlen=2 plen=7
:user ID packet: "Testing"
# off=281 ctb=89 tag=2 hlen=3 plen=319
:signature packet: algo 1, keyid E149B3889E4DA08C
  version 4, created 1431979963, md5len 0, sigclass 0x13
  digest algo 8, begin of digest 7b 58
  hashed subpkt 2 len 4 (sig created 2015-05-18)
  hashed subpkt 27 len 1 (key flags: 03)
  hashed subpkt 9 len 4 (key expires after 100d0h0m)
  hashed subpkt 11 len 6 (pref-sym-algos: 9 8 7 3 2 1)...
# off=603 ctb=b9 tag=14 hlen=3 plen=269
:public sub key packet:
  version 4, algo 1, created 1431979963, expires 0
  keyid: AE19DAC58E678210
# off=875 ctb=89 tag=2 hlen=3 plen=293
:signature packet: algo 1, keyid E149B3889E4DA08C
...
```

- ▶ Signature data
 - ▶ Key's properties
 - ▶ User preference
 - ▶ Supported features

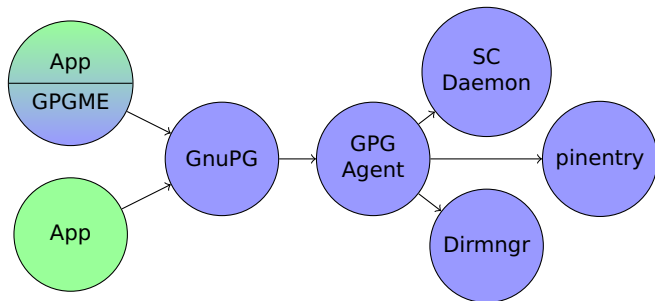
OpenPGP

GnuPG's Architecture

Good Practices

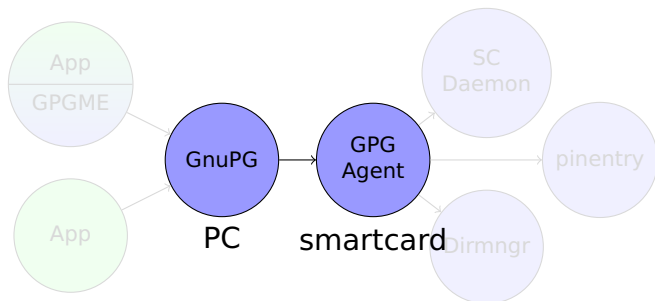
Neat Tricks

GnuPG's Architecture



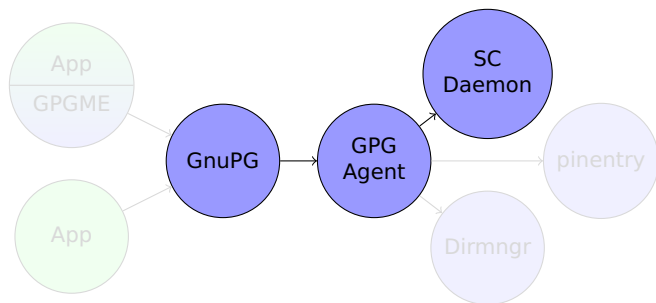
- ▶ Multi-server architecture
 - ▶ GPG is not a library!
 - ▶ GPGME *is* a library
 - ▶ Provides convenient APIs
 - ▶ Communicates with GPG
 - ▶ Components in their own address spaces
 - ▶ Reduces impact of bugs

GnuPG's Architecture



- ▶ GPG: Low security
 - ▶ Session encryption
 - ▶ Encoding, etc.
- ▶ GPG Agent: High security
 - ▶ Manages private key and passwords
 - ▶ Delegates to servers
- ▶ Separation similar to that of a PC and smartcard

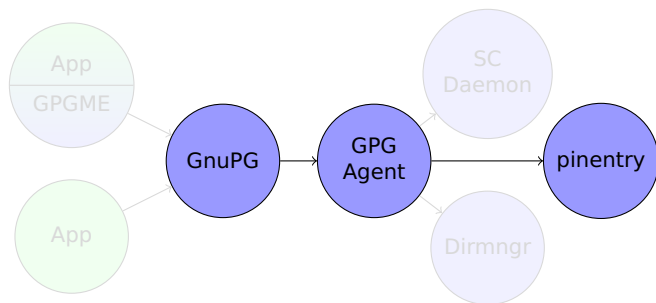
GnuPG's Architecture



▶ Smartcard Daemon

- ▶ Interacts with smartcards (directly or via PC/SC)
- ▶ Typically packaged separately as sddaemon

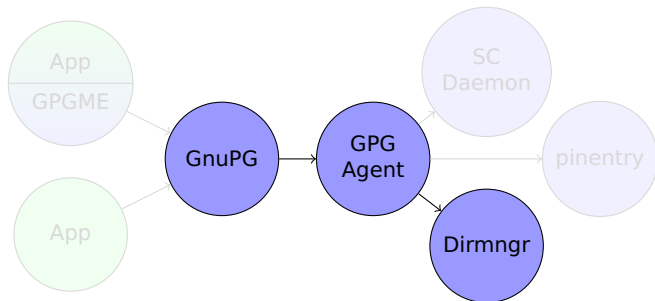
GnuPG's Architecture



▶ Pinentry

- ▶ For user interactions
 - ▶ Request passphrase
 - ▶ Ask questions
- ▶ Multiple implementations
 - ▶ Tighter integration
 - ▶ Different security properties

GnuPG's Architecture



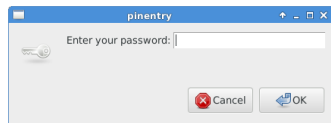
- ▶ Directory manager

- ▶ Interacts with keyserver (HKP, ldap, http)
 - ▶ `gpg2 --search-keys email@example.org`
 - ▶ `gpg2 --recv-key keyid`
 - ▶ etc.
- ▶ Certificate and CRL cache

Assuan

- ▶ Components communicate using Assuan protocol
 - ▶ IPC protocol
 - ▶ Pipe / socket based
 - ▶ Very simple, text-based interface
 - ▶ No interface definition language (IDL)
 - ▶ Example:

```
$ pinentry
OK Your orders please
setprompt Enter your password:
OK
getpin
D 123abc
OK
```



- ▶ Use `gpg-connect-agent` to connect to the running GPG Agent or `dirmngr`

watchgnupg

- ▶ Tool for gathering log entries
 - ▶ In `gpg-agent.conf`, add:
 - ▶ `log-file socket:///home/USER/.gnupg/S.log`
 - ▶ `debug-level basic #` (or `advanced` or `expert`)
 - ▶ Run:
`$ watchgnupg --force /home/USER/.gnupg/S.log`

OpenPGP

GnuPG's Architecture

Good Practices

Neat Tricks

Private Key Management

- ▶ Online
 - ▶ gpg2 --gen-key
 - ▶ Key stored locally
 - ▶ **Low security**: must trust all local software
- ▶ Offline
 - ▶ Key stored on a smartcard (GnuK, Yubikey Neo, etc.)
 - ▶ Should use subkeys
 - ▶ Setup slightly more complicated
 - ▶ Should store backups on a USB stick
 - ▶ Can't export private key from smartcard
 - ▶ **Much higher security**
 - ▶ Crypto can only be when key is inserted
 - ▶ **But**, often not obvious what the operation is
- ▶ Note: easier to explain crypto when using a smartcard

Private Key Management

- ▶ Online
 - ▶ gpg2 --gen-key
 - ▶ Key stored locally
 - ▶ **Low security**: must trust all local software
- ▶ Offline
 - ▶ Key stored on a smartcard (GnuK, Yubikey Neo, etc.)
 - ▶ Should use subkeys
 - ▶ Setup slightly more complicated
 - ▶ Should store backups on a USB stick
 - ▶ Can't export private key from smartcard
 - ▶ **Much higher security**
 - ▶ Crypto can only be when key is inserted
 - ▶ **But**, often not obvious what the operation is
- ▶ Note: easier to explain crypto when using a smartcard

Private Key Management

- ▶ Online
 - ▶ gpg2 --gen-key
 - ▶ Key stored locally
 - ▶ **Low security**: must trust all local software
- ▶ Offline
 - ▶ Key stored on a smartcard (GnuK, Yubikey Neo, etc.)
 - ▶ Should use subkeys
 - ▶ Setup slightly more complicated
 - ▶ Should store backups on a USB stick
 - ▶ Can't export private key from smartcard
 - ▶ **Much higher security**
 - ▶ Crypto can only be when key is inserted
 - ▶ **But**, often not obvious what the operation is
- ▶ Note: easier to explain crypto when using a smartcard

Offline Keys

- ▶ Use Tails!!!
 - ▶ Hardened
 - ▶ Wipes memory on shutdown
- ▶ Managing the key:
 - ▶ Boot from a USB stick
 - ▶ **Medium Security**
 - ▶ BIOS might be infected, etc.
 - ▶ Use a dedicated offline computer
 - ▶ Old IBM x40 or x60 costs <50 Euros on ebay
 - ▶ Remove wireless network card!
 - ▶ **High security**
 - ▶ **But**, still susceptible to Bad USB!

Generating a *Secure* Passphrase

- ▶ Generating a secure passphrase is hard
 - ▶ “Assume your adversary is capable of one trillion guesses per second.” -Snowden
 - ▶ To withstand one year, need 65 bits of entropy!
 - ▶ How to measure a password's entropy?
 - ▶ Need a random password
 - ▶ But that's impossible to memorize
 - ▶ Unless we encode it smartly!

Generating a *Secure* Passphrase

- ▶ Generating a secure passphrase is hard
 - ▶ “Assume your adversary is capable of one trillion guesses per second.” -Snowden
 - ▶ To withstand one year, need 65 bits of entropy!
 - ▶ How to measure a password's entropy?
 - ▶ Need a random password
 - ▶ But that's impossible to memorize
 - ▶ Unless we encode it smartly!

Diceware

- ▶ Encode using a simple word list
 - ▶ /dev/random? 1k words (10-bits entropy per word)
 - ▶ dice? $6^4 = 1296$ words (10.3-bits entropy)
- ▶ Secure even if adversary knows the word list!
- ▶ Examples:
 - ▶ 1. able
 - ▶ 2. about
 - ▶ 3. above
 - ▶ ...
- ▶ Required length:
 - ▶ 80 bits = good = 8 words
 - ▶ 120 bits = strong = 12 words
- ▶ Examples:
 - ▶ percent burst identify smash opposite ready blind stab
 - ▶ pipe after harm person split seize radar about

Diceware

- ▶ Encode using a simple word list
 - ▶ /dev/random? 1k words (10-bits entropy per word)
 - ▶ dice? $6^4 = 1296$ words (10.3-bits entropy)
- ▶ Secure even if adversary knows the word list!
- ▶ Examples:
 - ▶ 1. able
 - ▶ 2. about
 - ▶ 3. above
 - ▶ ...
- ▶ Required length:
 - ▶ 80 bits = good = 8 words
 - ▶ 120 bits = strong = 12 words
- ▶ Examples:
 - ▶ percent burst identify smash opposite ready blind stab
 - ▶ pipe after harm person split seize radar about

Word Lists

- ▶ Diceware (8k)
- ▶ PGP Biometric word list (512)
- ▶ Voice of America's simple English word list (1.5k)

Avoiding Man in the Middle Attacks

- ▶ Key signing parties are for geeks
- ▶ Exchanging fingerprints in person is inconvenient
- ▶ Use the telephone!

```
$ gpg2 --recv-key 630052D9
```

```
$ gpg2 --with-icao-spelling --fingerprint 630052D9
```

```
pub  rsa3744/630052D9 2015-04-07 [expires: 2025-04-04]
```

```
    Key fingerprint = 8F17 7771 18A3 3DDA 9BA4  8E62 AACB 3243
```

```
    "Eight Foxtrot One Seven  Seven Seven Sev
```

```
...
```

```
$ gpg2 --sign-key 630052D9 # or --lsign-key
```

- ▶ Secure enough for all but the most paranoid
- ▶ Much more secure than no check

Key Management

- ▶ When you get a signed message, fetch the key
- ▶ Refresh keys regularly
 - ▶ Why?
 - ▶ New preferences
 - ▶ Revocation certificates
 - ▶ How?
 - ▶ Don't use `gpg2 --refresh-keys`
 - ▶ Install `parcimonie`
 - ▶ Uses `tor`
 - ▶ Random intervals between each key refresh

Key Disclosure

- ▶ You have to disclose the encryption key for a message?
- ▶ **Don't disclose your private key!**
- ▶ This allows decryption of all messages
- ▶ Just disclose the session key.

```
$ echo | gpg2 -e -r keyid | gpg2 --show-session-key  
...  
gpg: session key: '9:576EE31...'
```

Don't backup the RNG's seed!

- ▶ Exclude `.gnupg/random_seed` from backups!

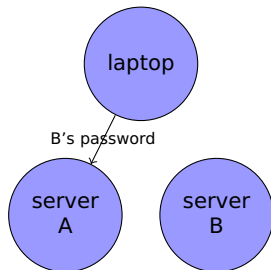
OpenPGP

GnuPG's Architecture

Good Practices

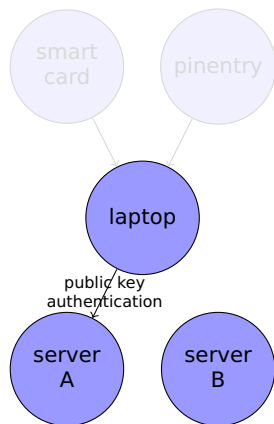
Neat Tricks

ssh: Keys Instead of Passwords



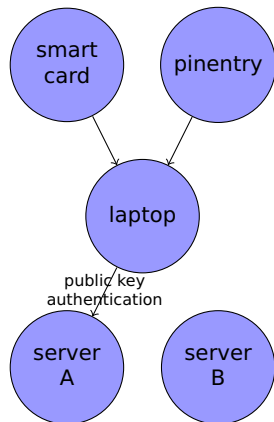
- ▶ Using keys means password is not sent to server
 - ▶ Ever enter password for a different server?
 - ▶ You've just disclosed your password!

ssh keys



- ▶ OpenSSH stores private keys on hard drive
- ▶ Keys are protected by a passphrase
- ▶ Passphrase is cached by ssh agent

ssh keys



- ▶ GnuPG implements the ssh agent protocol
- ▶ GnuPG can use keys stored on a smart card

GnuPG's ssh agent: configuration

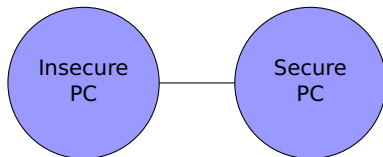
- ▶ Add `enable-ssh-support` to `.gnupg/gpg-agent.conf`
- ▶ Restart gpg agent
- ▶ Add public key to `.ssh/authorized_keys` file
- ▶ public key obtained by doing:

```
$ ssh-add -L  
ssh-rsa AAAAB3NzaC1...zyt cardno:000603016636
```

Remote gpg-agent

- ▶ gpg can use a remote gpg-agent
 - ▶ Running on another computer
 - ▶ Running as a different user

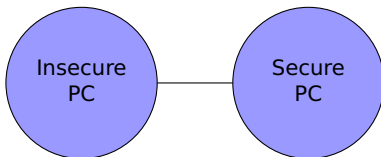
How it works



- ▶ Create a new user, `gpg`
- ▶ On secure pc, add the following to `.gnupg/gpg-agent.conf`:
`extra-socket /home/gpg/.gnupg/S.gpg-agent-remote`
- ▶ On insecure pc, run the following to forward the port:

```
$ ssh -f -o ExitOnForwardFailure=yes -o StreamLocalBindUnlink=yes \  
> -L /home/neal/.gnupg/S.gpg-agent:/home/gpg/.gnupg/S.gpg-agent-remote \  
> gpg@localhost bash -c 'while sleep 5; do echo NOP; done | gpg-connect-agent'
```
- ▶ Requires OpenSSH ≥ 6.7 (Unix Domain Sockets)

How it works

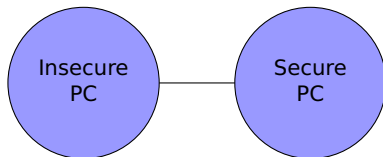


- ▶ Create a new user, `gpg`
- ▶ On secure pc, add the following to `.gnupg/gpg-agent.conf`:
`extra-socket /home/gpg/.gnupg/S.gpg-agent-remote`
- ▶ On insecure pc, run the following to forward the port:

```
$ ssh -f -o ExitOnForwardFailure=yes -o StreamLocalBindUnlink=yes \  
> -L /home/neal/.gnupg/S.gpg-agent:/home/gpg/.gnupg/S.gpg-agent-remote \  
> gpg@localhost bash -c 'while sleep 5; do echo NOP; done | gpg-connect-agent'
```

 - ▶ If forwarding fails, exit
 - ▶ If the socket to be forwarded already exists, remove it first

How it works



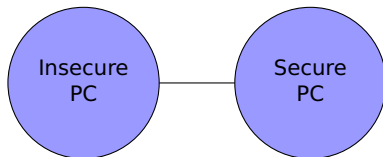
- ▶ Create a new user, `gpg`
- ▶ On secure pc, add the following to `.gnupg/gpg-agent.conf`:
- ▶ On insecure pc, run the following to forward the port:

```
extra-socket /home/gpg/.gnupg/S.gpg-agent-remote
```

```
$ ssh -f -o ExitOnForwardFailure=yes -o StreamLocalBindUnlink=yes \  
> -L /home/neal/.gnupg/S.gpg-agent:/home/gpg/.gnupg/S.gpg-agent-remote \  
> gpg@localhost bash -c 'while sleep 5; do echo NOP; done | gpg-connect-agent'
```

- ▶ Forwards the file `.../S.gpg-agent` on insecure
- ▶ To the file `.../S.gpg-agent-remote` on secure
- ▶ ssh won't expand tildes

How it works



- ▶ Create a new user, gpg
- ▶ On secure pc, add the following to `.gnupg/gpg-agent.conf`:
- ▶ On insecure pc, run the following to forward the port:

```
extra-socket /home/gpg/.gnupg/S.gpg-agent-remote
```

```
$ ssh -f -o ExitOnForwardFailure=yes -o StreamLocalBindUnlink=yes \  
> -L /home/neal/.gnupg/S.gpg-agent:/home/gpg/.gnupg/S.gpg-agent-remote \  
> gpg@localhost bash -c 'while sleep 5; do echo NOP; done | gpg-connect-agent'
```

- ▶ Loop keeps connection opened and port forwarded
- ▶ Exits when gpg-agent exits

Thanks!

- ▶ Slides will be online at www.gnupg.org
- ▶ More resources:
 - ▶ Riseup: <https://help.riseup.net/en/security/message-security/openpgp/best-practices>
 - ▶ The grugq (for the truly paranoid): <https://gist.github.com/grugq/03167bed45e774551155>
- ▶ If you like our work, consider donating!
 - ▶ <https://www.gnupg.org/donate>

Copyright

This presentation is Copyright 2015, by Neal H. Walfield. License: CC BY-SA 2.0.